

# Private Markets in a new world

Nalaka De Silva,  
Head of Private Markets Solutions

For professional investors only – not for public distribution





Private Equity  
Private Credit  
Real Estate  
Infrastructure  
Natural Resources

Top 10 Private  
Markets Manager with  
**€75 billion AUM**

**430+** Investment  
Professionals

Operating out of **23**  
locations globally

---

**1600+**  
Buildings

**124**  
Infrastructure  
Projects completed

Exposure to **9,000+**  
portfolio companies





**TECHNOLOGY**

**DEMOGRAPHY**

**SUSTAINABILITY**





**TECHNOLOGY**

**DEMOGRAPHY**

**SUSTAINABILITY**







# 75bn

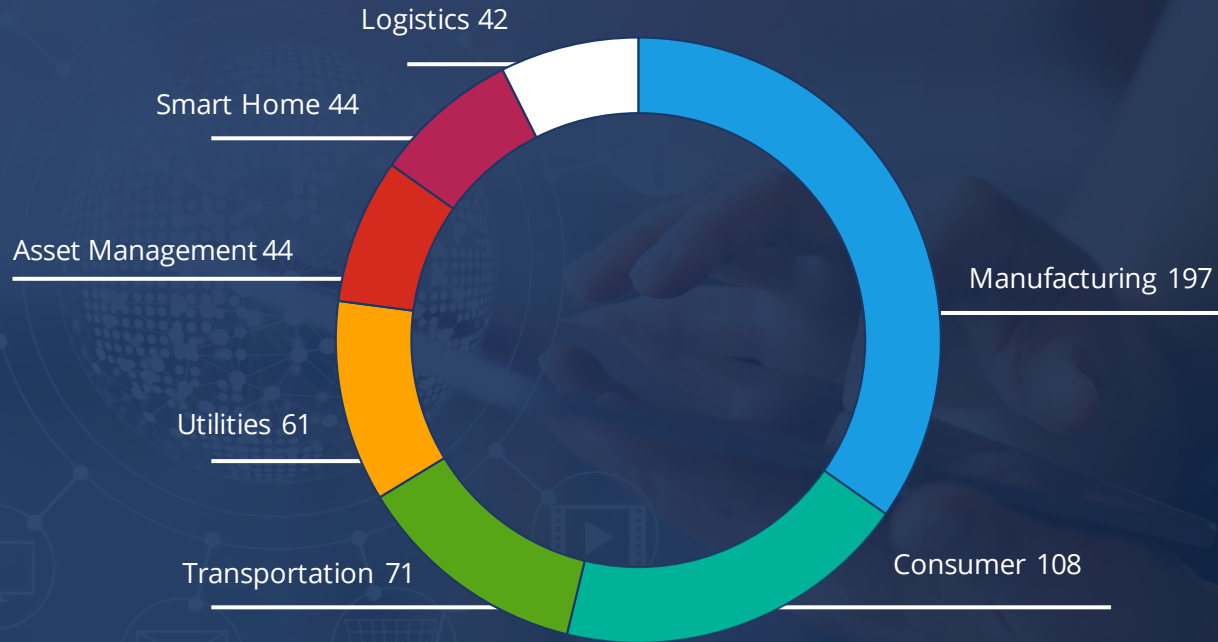
Connected devices by 2025

---





# \$567bn IOT Spending in 2018







# \$1.1tn

Worldwide spending by 2025

---





Illustration of how Philips Azurion may work with Microsoft HoloLens 2. Solution not yet available for sale.

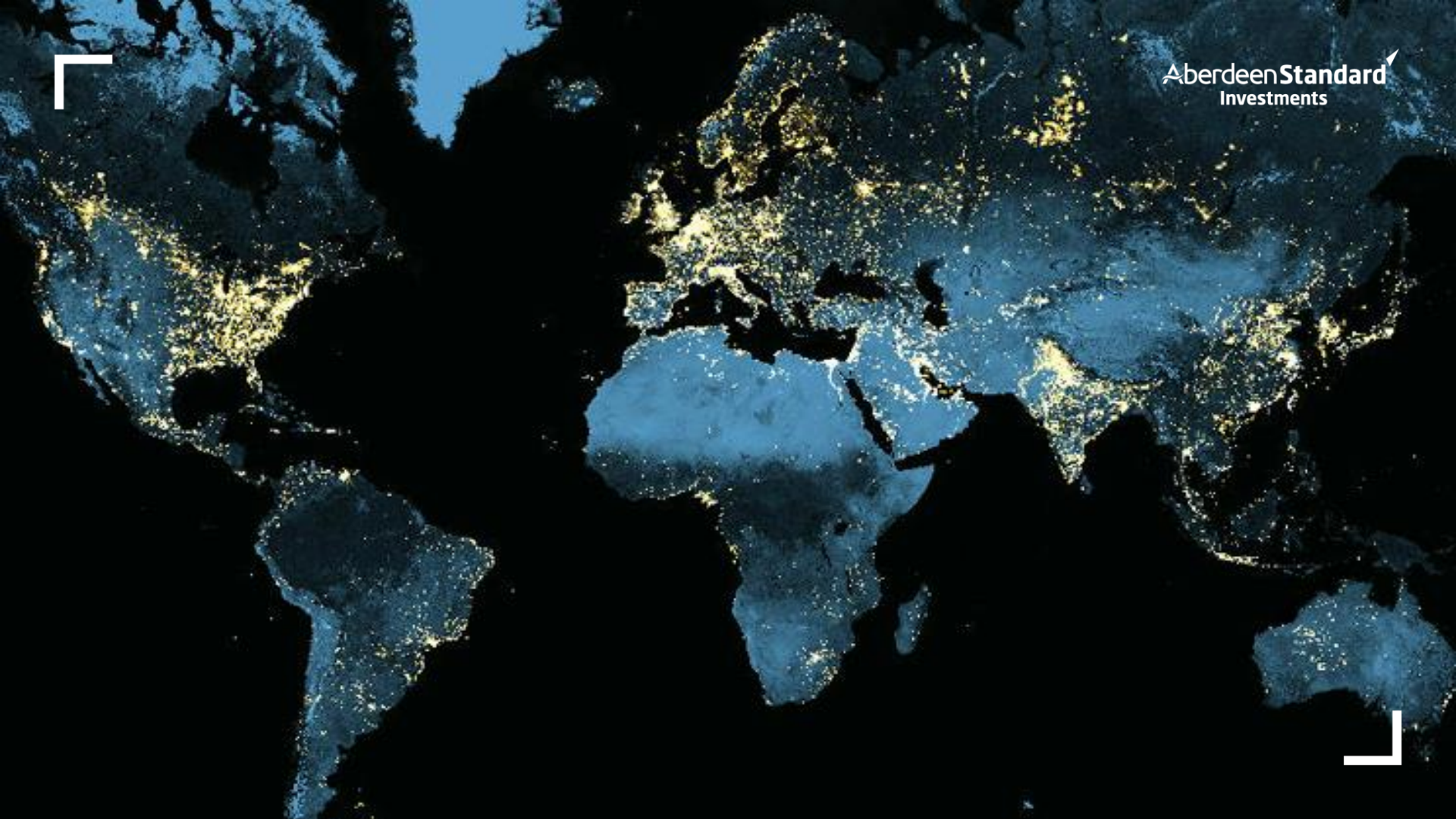


**TECHNOLOGY**

**DEMOGRAPHY**

**SUSTAINABILITY**





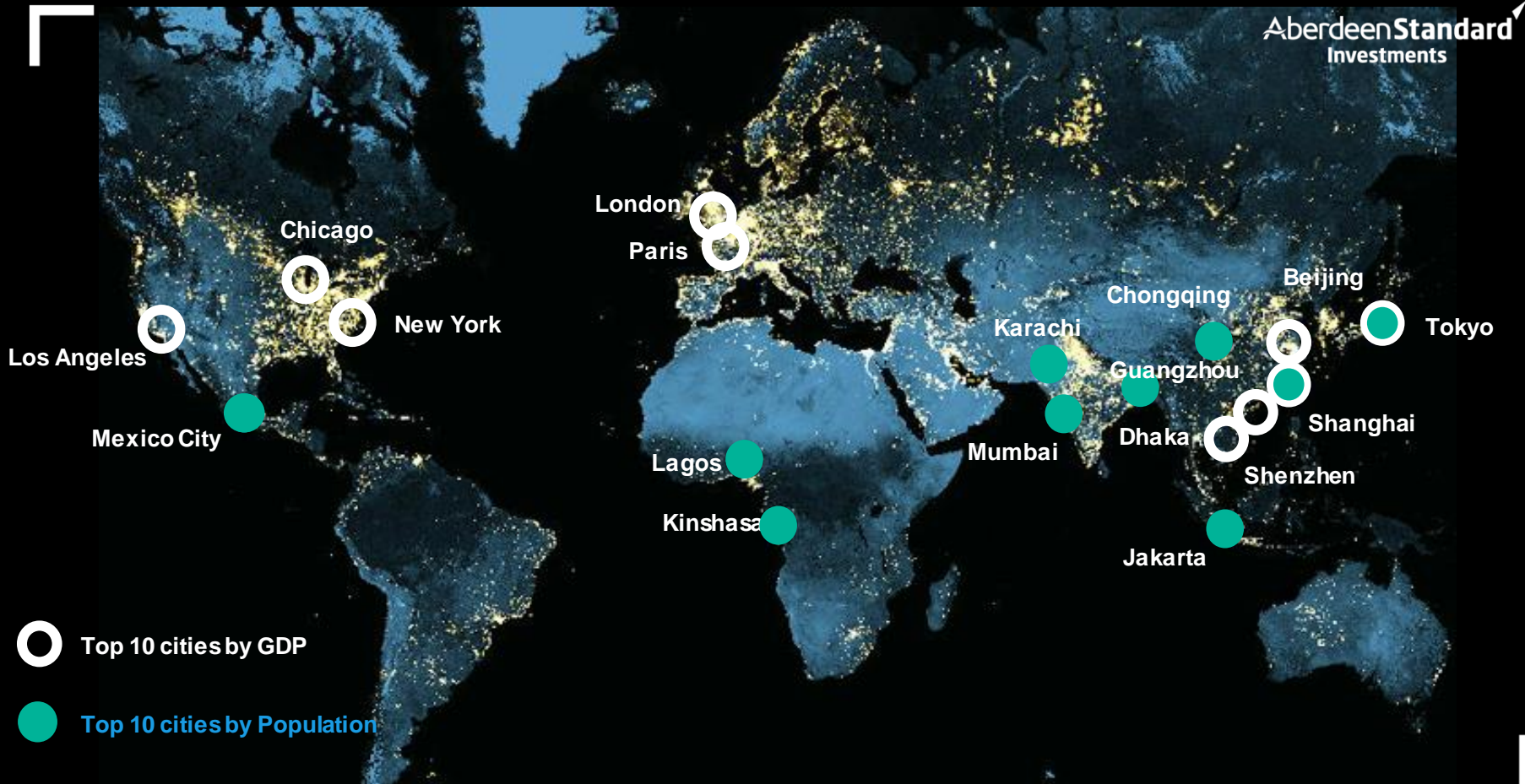
AberdeenStandard  
Investments



In the not to distant future

# 2030





○ Top 10 cities by GDP

● Top 10 cities by Population

## This new Urban Landscape is projected to have:

**160m**

More elderly  
(65+ years  
older)

**220m**

More middle  
income  
households

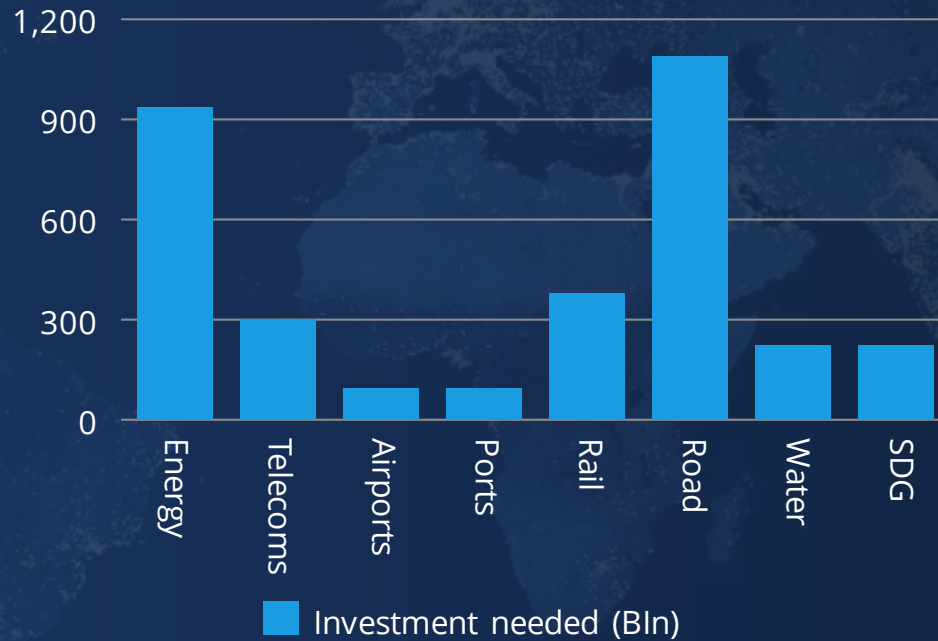
**540m**

Sq feet of  
new offices

**260m**

More houses  
required

## \$3.2tn in required economic infrastructure spend







**TECHNOLOGY**

**DEMOGRAPHY**

**SUSTAINABILITY**







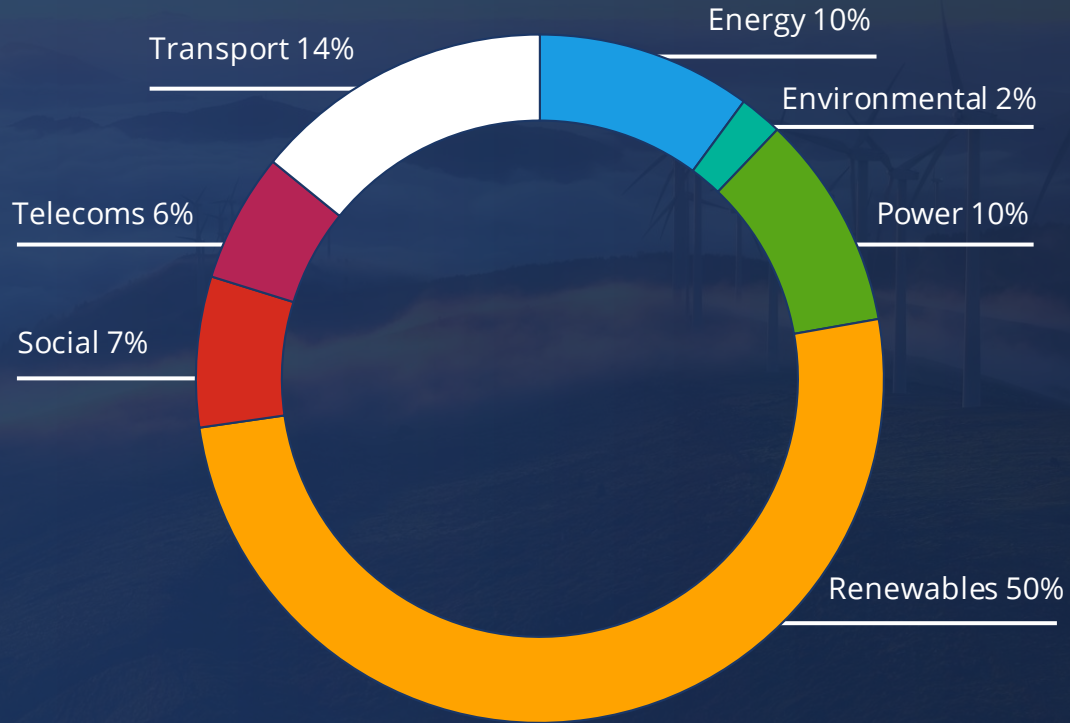
# \$25tn

In potentially stranded assets related fossil fuels in activities related to extraction, downstream and generation

---



# 2019 Transactions by sector





INTERGRATED  
RESEARCH



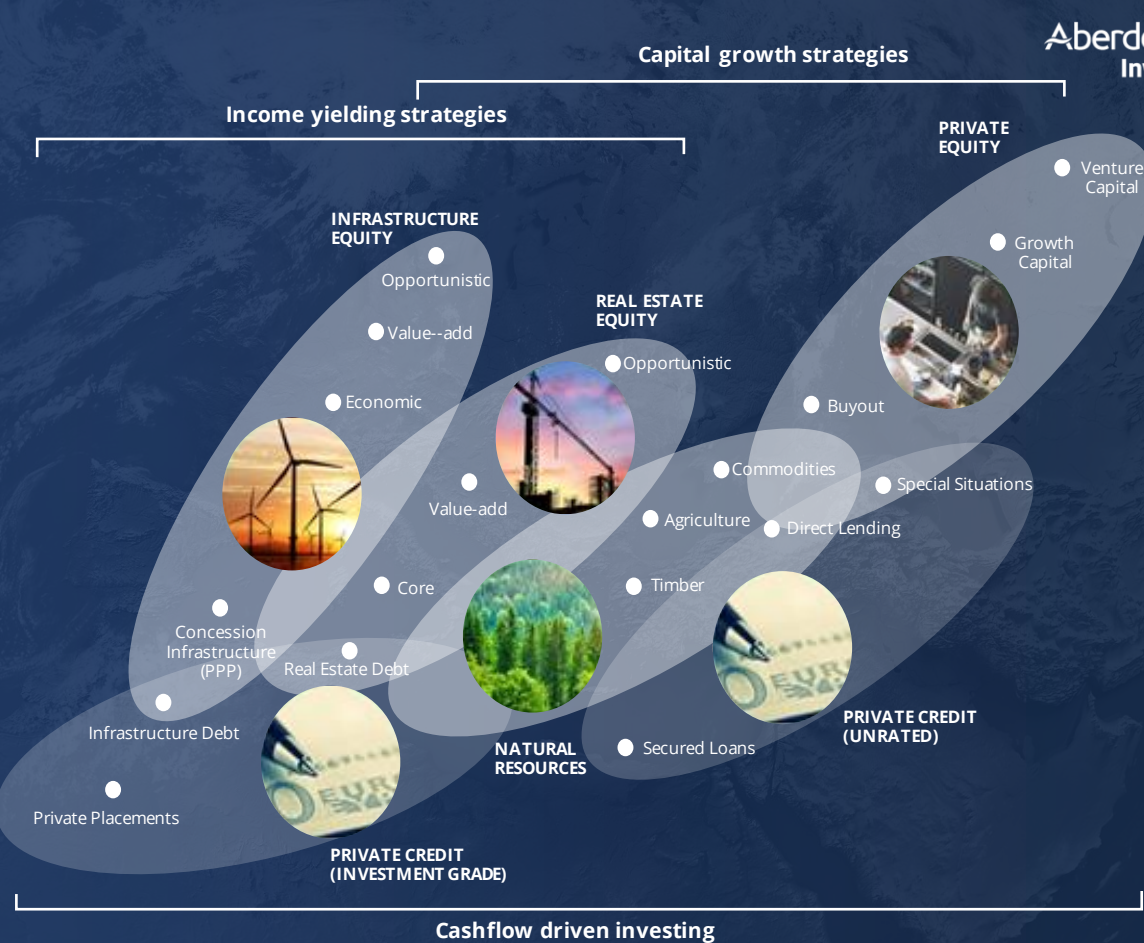
PORTFOLIO  
CONSTRUCTION



ESG EMBEDDED  
IMPLEMENTATION



Inflation strategies



Cashflow driven investing



# Questions?



# For professional clients only – Not for public distribution

**Past performance is not a guide to future results. The value of investments, and the income from them, can go down as well as up and clients may get back less than the amount invested.**

The views expressed in this presentation should not be construed as advice or an investment recommendation on how to construct a portfolio or whether to buy, retain or sell a particular investment. The information contained in the presentation is for exclusive use by professional customers/eligible counterparties (ECPs) and not the general public. The information is being given only to those persons who have received this document directly from Aberdeen Asset Managers Limited or Standard Life Investments Limited (together "Aberdeen Standard Investments") and must not be acted or relied upon by persons receiving a copy of this document other than directly from Aberdeen Standard Investments. No part of this document may be copied or duplicated in any form or by any means or redistributed without the written consent of Aberdeen Standard Investments. The information contained herein including any expressions of opinion or forecast have been obtained from or is based upon sources believed by us to be reliable but is not guaranteed as to the accuracy or completeness.

Any data contained herein which is attributed to a third party ("Third Party Data") is the property of (a) third party supplier(s) (the "Owner") and is licensed for use by Standard Life Aberdeen\*. Third Party Data may not be copied or distributed. Third Party Data is provided "as is" and is not warranted to be accurate, complete or timely. To the extent permitted by applicable law, none of the Owner, Standard Life Aberdeen\* or any other third party (including any third party involved in providing and/or compiling Third Party Data) shall have any liability for Third Party Data or for any use made of Third Party Data. Neither the Owner nor any other third party sponsors, endorses or promotes the fund or product to which Third Party Data relates.

Source: MSCI. The MSCI information may only be used for your internal use, may not be reproduced or disseminated in any form and may not be used as a basis for or a component of any financial instruments or products or indices. None of the MSCI information is intended to constitute investment advice or a recommendation to make (or refrain from making) any kind of investment decision and may not be relied on as such. Historical data and analysis, should not be taken as an indication or guarantee of any future performance analysis forecast or prediction. The MSCI information is provided on an 'as is' basis and the user of this information assumes the entire risk of any use made of this information. MSCI, each of its affiliates and each other person involved in or related to compiling, computing or creating any MSCI information (collectively, the 'MSCI Parties') expressly disclaims all warranties (including without limitation, any warranties of originality, accuracy, completeness, timeliness, non-infringement, merchantability and fitness for a particular purpose) with respect to this information. Without limiting any of the foregoing, in no event shall any MSCI Party have any liability for any direct, indirect, special, incidental, punitive, consequential (including without limitation, lost profits) or any other damages ([www.msci.com](http://www.msci.com)).